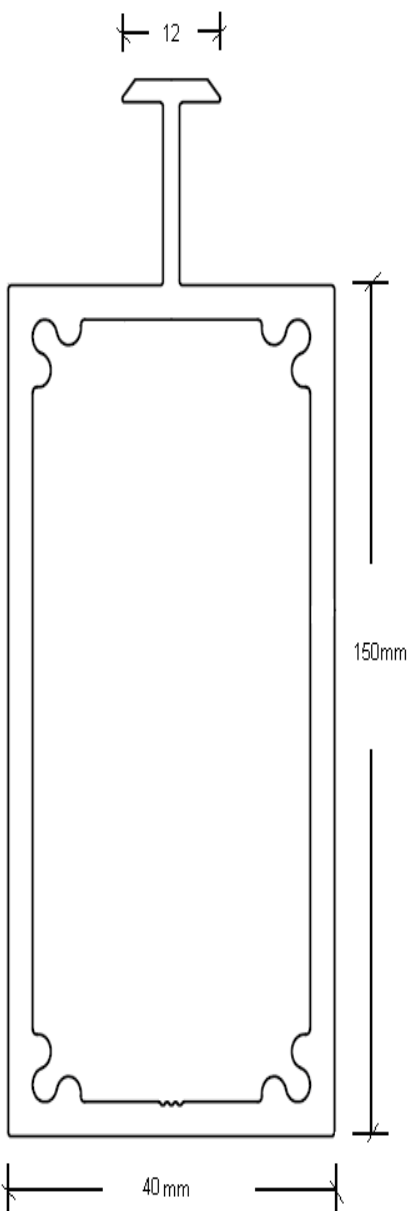


Spanbar & Accessories

Description

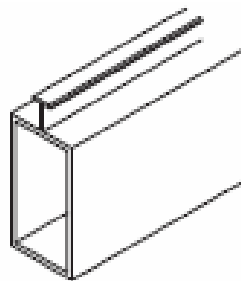
**150mm Spanbar**



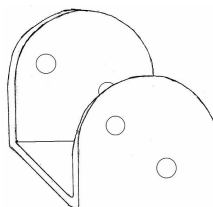
**Minimum curving radius – 20000mm**  
**Cantilever Skillion design – 1500mm**

**Spanbar 150 Support Guide**

<u>Style</u>	<u>Permissible Span</u>
<b>Skillion</b>	<b>8000mm</b>
<b>Curved</b>	<b>9500mm</b>



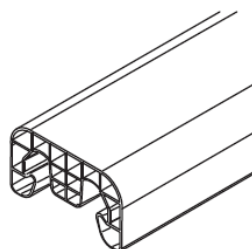
**Spanbar 150mm**  
Suits 18mm Sunpal multi  
May be rolled to form a curve or left straight for skillion designs  
Mill Finish aluminium



**Saddle Bracket 50mm**  
To attach 150mm Spanbar to Beam.  
Zinc Finish




**Sunpal 18mm multi**  
1000mm wide  
Specified colour



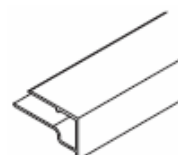
**Polycarbonate Joiner**  
To join Sunpal sheets over each Spanbar



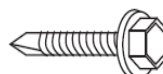
**Poly Joiner End Cap**  
To finish off ends of polycarbonate joiner



**Spanbar End Cap 150mm**  
To finish off ends of aluminium Spanbar  
Mill Finish



**Alum. Sheet End Cap**  
To seal off both ends of Sunpal sheet



**Tek Screws**